

# UTA Board of Trustees Meeting

March 20, 2019



# Call to Order and Opening Remarks




# Pledge of Allegiance



# Safety First Minute



**In case of fire, exit the building  
before tweeting about it!**



# Public Comment Period



# Public Comment Guidelines

- Each comment will be limited to two minutes per citizen or five minutes per group representative
- No handouts allowed



# **Approval of March 13, 2019 Board Meeting Minutes**






# Recommended Action (by acclamation)

Motion to approve



# Agency Report

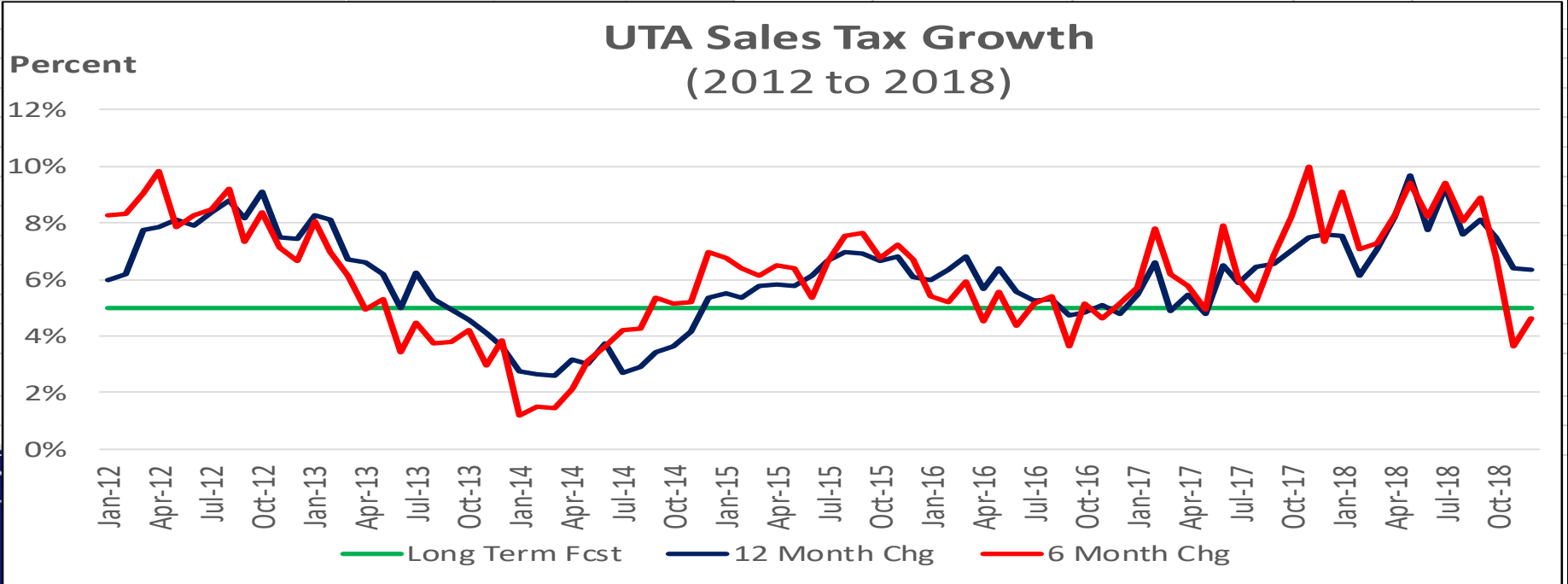


# Financial Report – February 2019



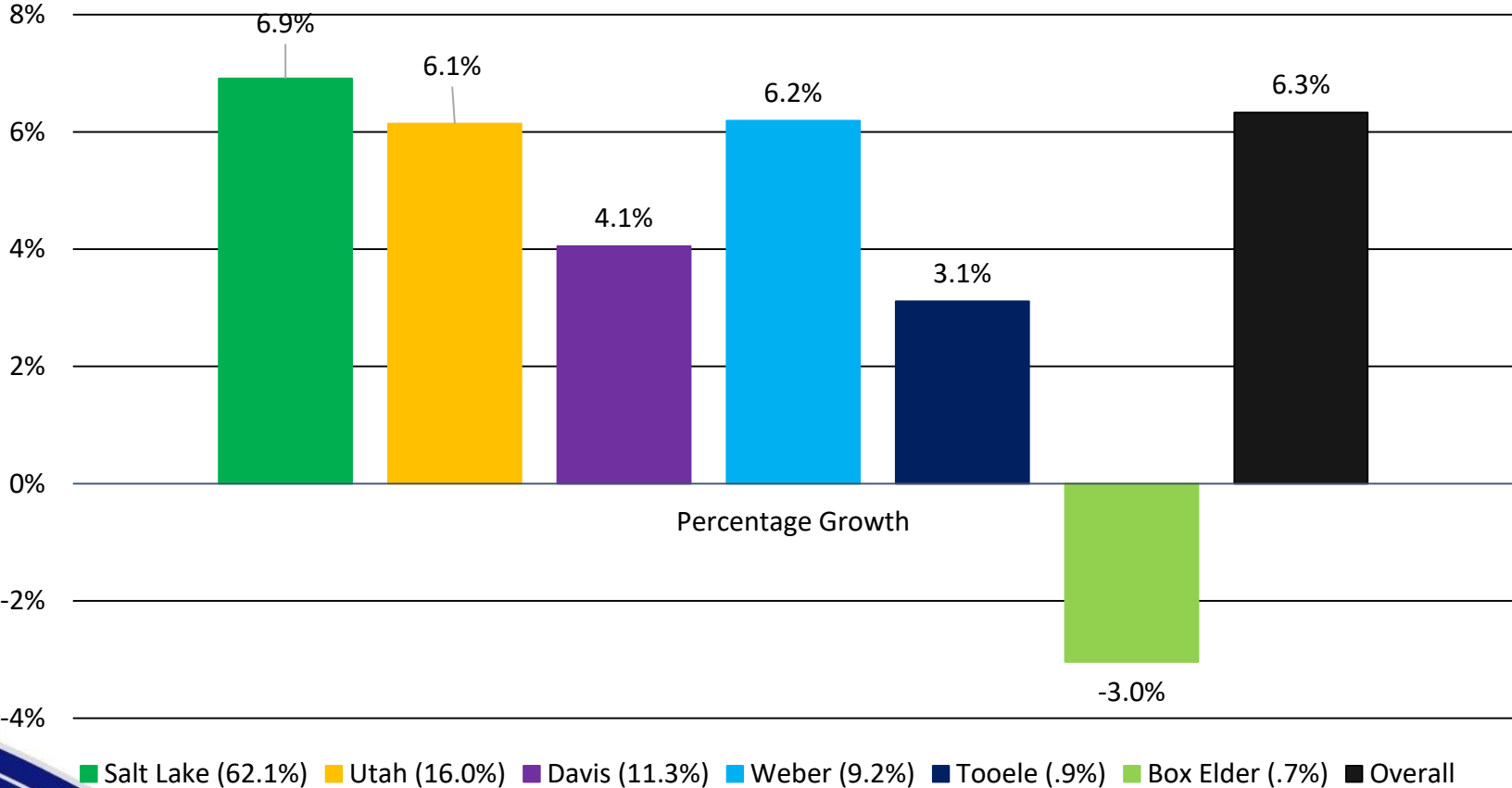
# February 2019 Dashboard

<b>Financial Metrics</b>	Feb Actual	Feb Budget	Fav/ (Unfav)	%	YTD Actual	YTD Budget	Fav/ (Unfav)	%
Sales Tax (December '18 mm \$)	\$ 27.7	\$ 29.4	\$ (1.65)	● -5.6%	\$ 282.9	\$ 278.9	\$ 4.03	● 1.4%
Fare Revenue (mm)	\$ 3.3	\$ 4.5	\$ (1.21)	● -26.7%	\$ 8.0	\$ 9.0	\$ (0.97)	● -10.8%
Operating Exp (mm)	\$ 22.1	\$ 24.0	\$ 1.92	● 8.0%	\$ 45.9	\$ 49.0	\$ 3.06	● 6.2%
Subsidy Per Rider (SPR)	\$ 5.31	\$ 5.40	\$ 0.09	● 1.7%	\$ 5.21	\$ 5.40	\$ 0.19	● 3.5%
UTA Diesel Price (\$/gal)	\$ 1.85	\$ 2.50	\$ 0.65	● 25.9%	\$ 1.82	\$ 2.50	\$ 0.68	● 27.1%
<b>Operating Metrics</b>	Feb Actual	Feb-18	F/(UF)	%	YTD Actual	YTD 2018	F/(UF)	%
Ridership (mm)	3.53	3.46	0.1	● 2.0%	7.28	7.17	0.1	● 1.7%
<b>Alternative Fuels</b>	CNG Price (Diesel Gal Equiv)		\$ 1.78					



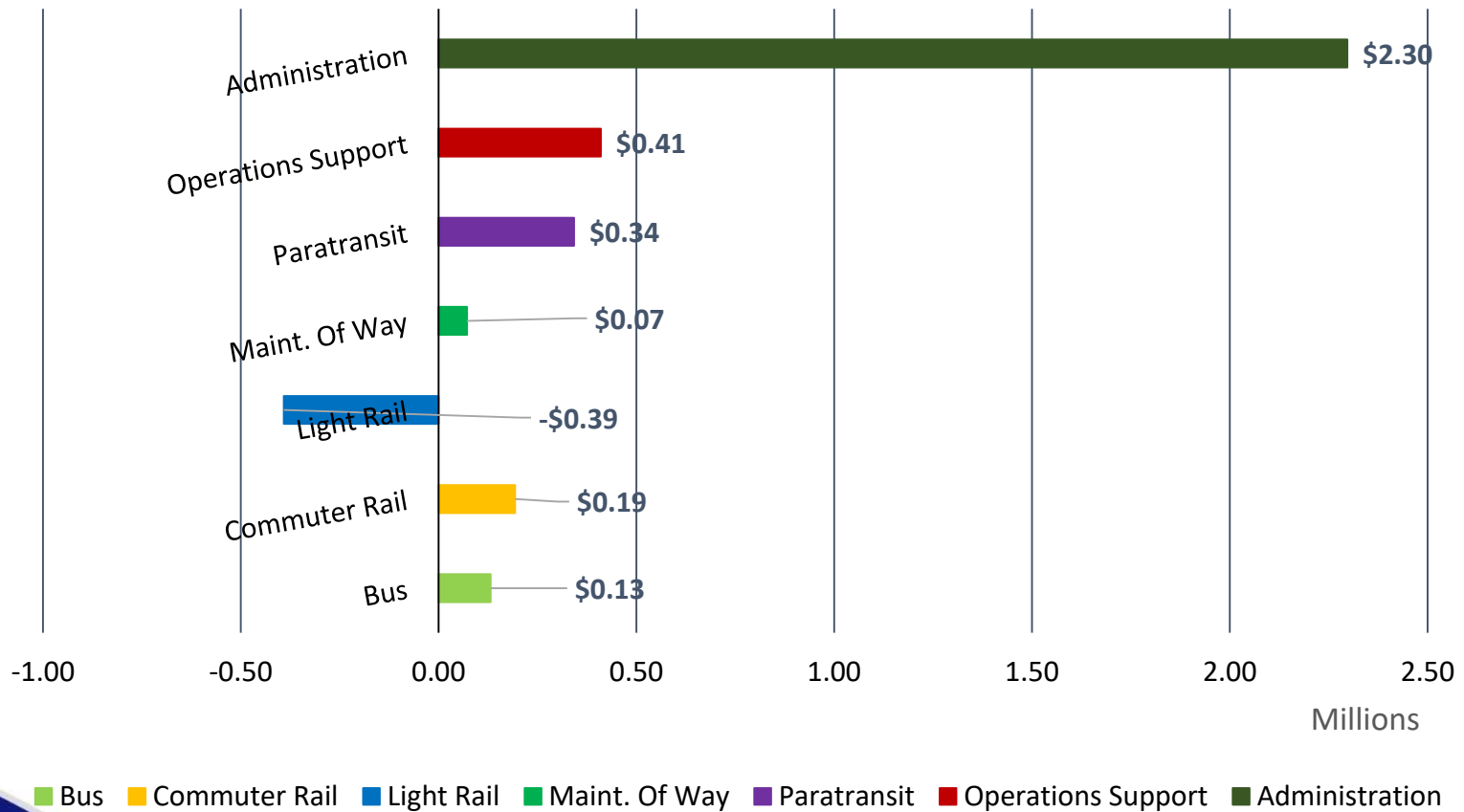
# Sales Tax Collections

(2018 over 2017 for 12 months ended December 31)



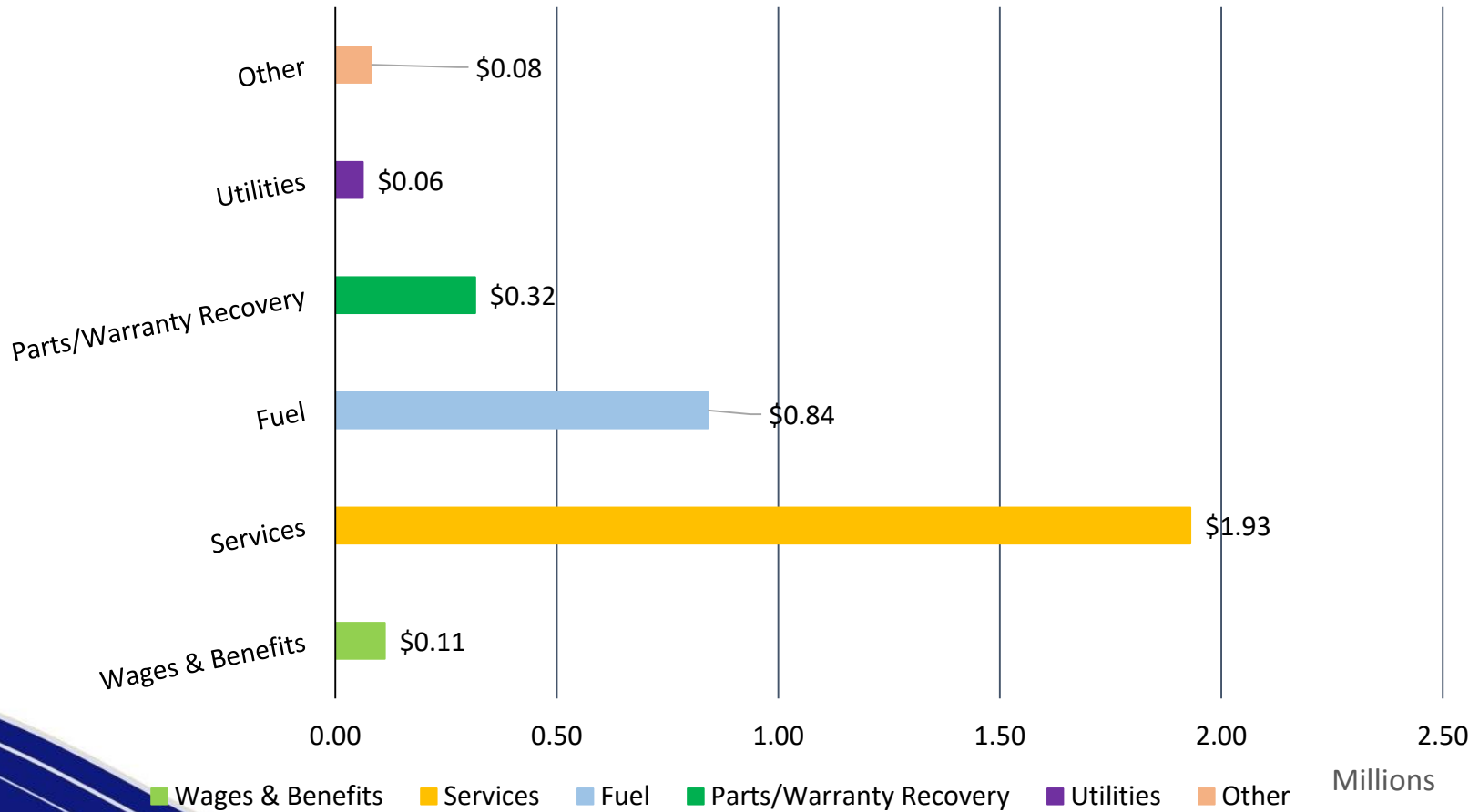
# YTD 2019 Expense Thru February 28

## Variance by Mode




# YTD 2019 Expense Thru February 28

## Variance by Type

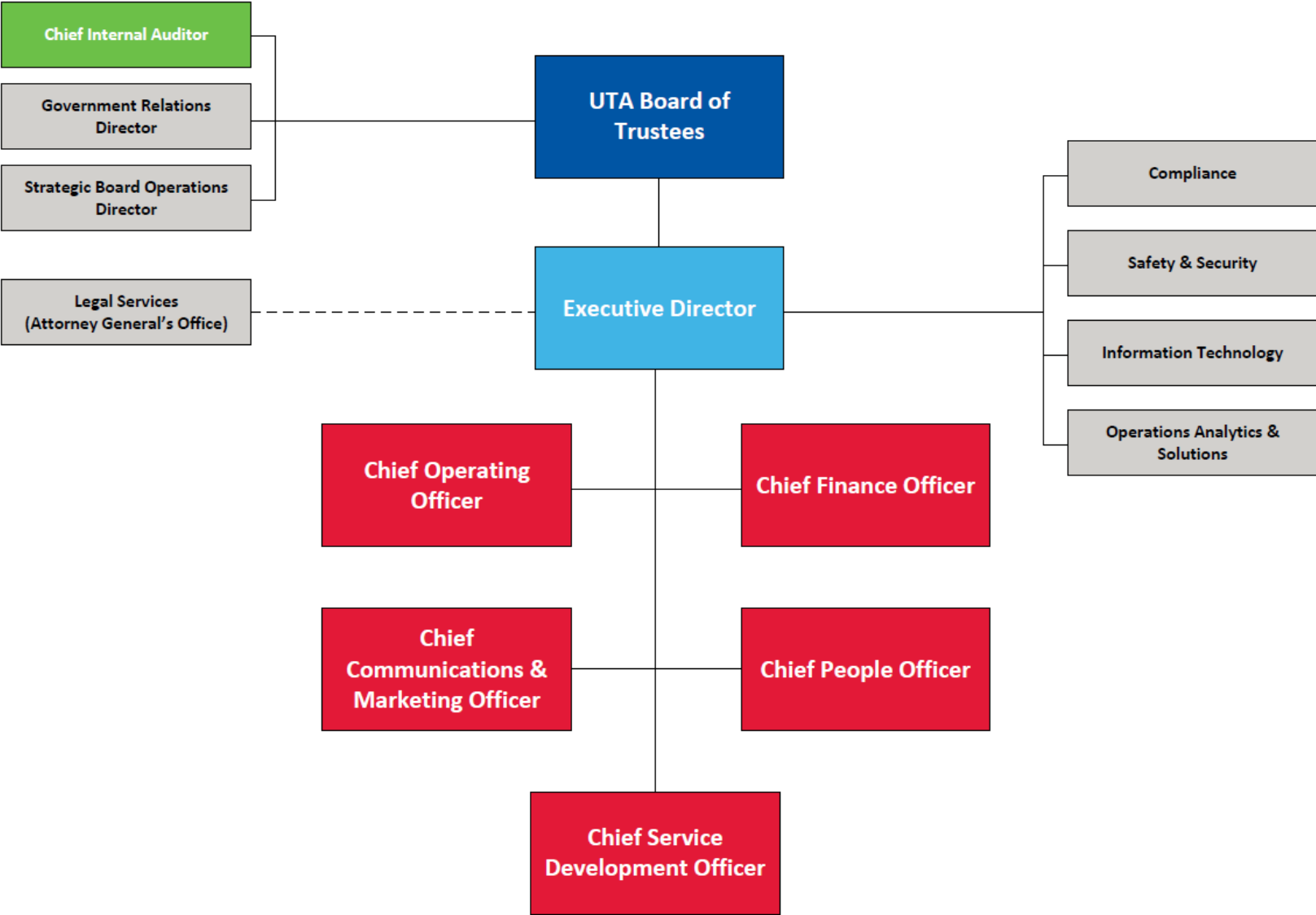


# **R2019-03-02: Modifying the Authority's Organizational Structure**






# UTA Organizational Structure




# Recommended Action (by roll call)

Motion to approve R2019-03-02:  
Modifying the Authority's Organizational Structure



# **R2019-03-03: Leasing Reimbursement**



# 2019 Capital Budget Revenue Service Vehicles

(from 2019 Budget Book, pages 69-70)

Revenue Service Vehicle Type	Number	Amount
Salt Lake City buses	10	\$5,250,000
Paratransit	30	2,880,000
Vanpool vans	<u>45-55</u>	<u>1,960,000</u>
Totals	85-95	\$10,090,000

# Timing Issue

## Vehicle Delivery vs. Financing


- Vehicle delivery times vary
- Result – vehicles arrive throughout the year
- Most efficient to bid lease financing at one time
- Federal law – can go back only 60 days from financing close

# Resolution to Timing Issue

- Federal law exception - Intent to reimburse
  - Establishes earlier date to include capital in a financing
  - Allows financing to occur at optimal time
- Resolution R2019-03-03
  - Sets inclusion date at January 20, 2019

# Recommended Action (by roll call)

Motion to approve R2019-03-03:  
Leasing Reimbursement




# Contracts, Disbursements, Change Orders & Pre-Procurement






# Disbursement: Siemens

- Description and purpose:
  - Payment of 20 purchase orders and invoices generated by Siemens Mobility, Inc., for light rail parts
  - Purchasing process is part of UTA's forecasted inventory strategy
- Total disbursement:
  - \$209,434.50




# Pre-Procurement: Bridge Inspections



# Discussion Items




# Government Relations and Legislative Priorities Update



# Closed Session

- a. Strategy session to discuss pending or reasonably imminent litigation



# Recommended Action (by acclamation)


Motion to go into closed session



# Open Session




**R2019-03-04:  
Approving Ogden Central,  
Midvale TRAX, and West  
Jordan City Station Area Plans**






# Recommended Action (by roll call)


Motion to approve R2019-03-04:  
Approving Ogden Central, Midvale TRAX, and  
West Jordan City Station Area Plans



# Discussion Items



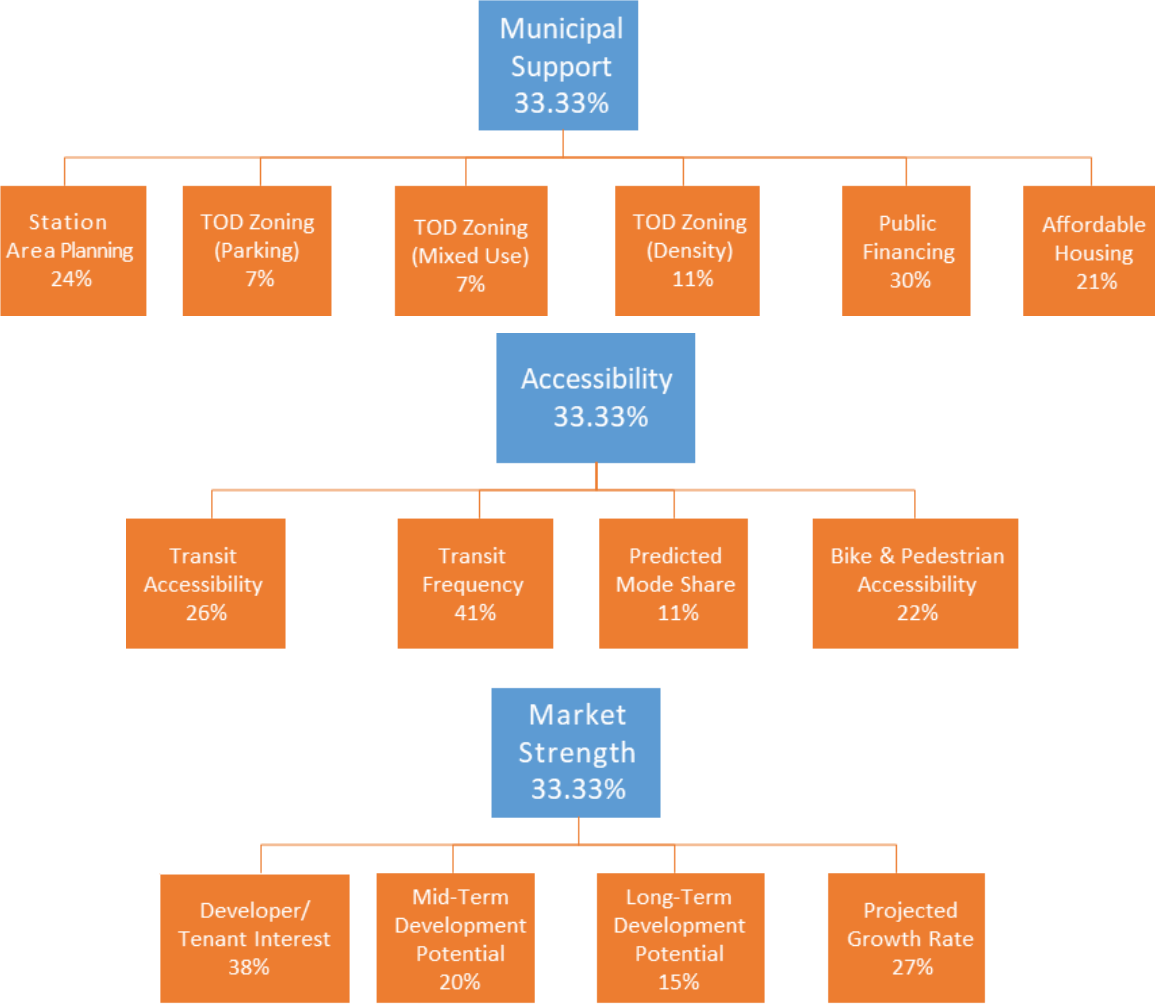
# TOD Analysis Tool Ranking of Station Area Plans



TOD

SYSTEM ANALYSIS

# Overall TOD Score



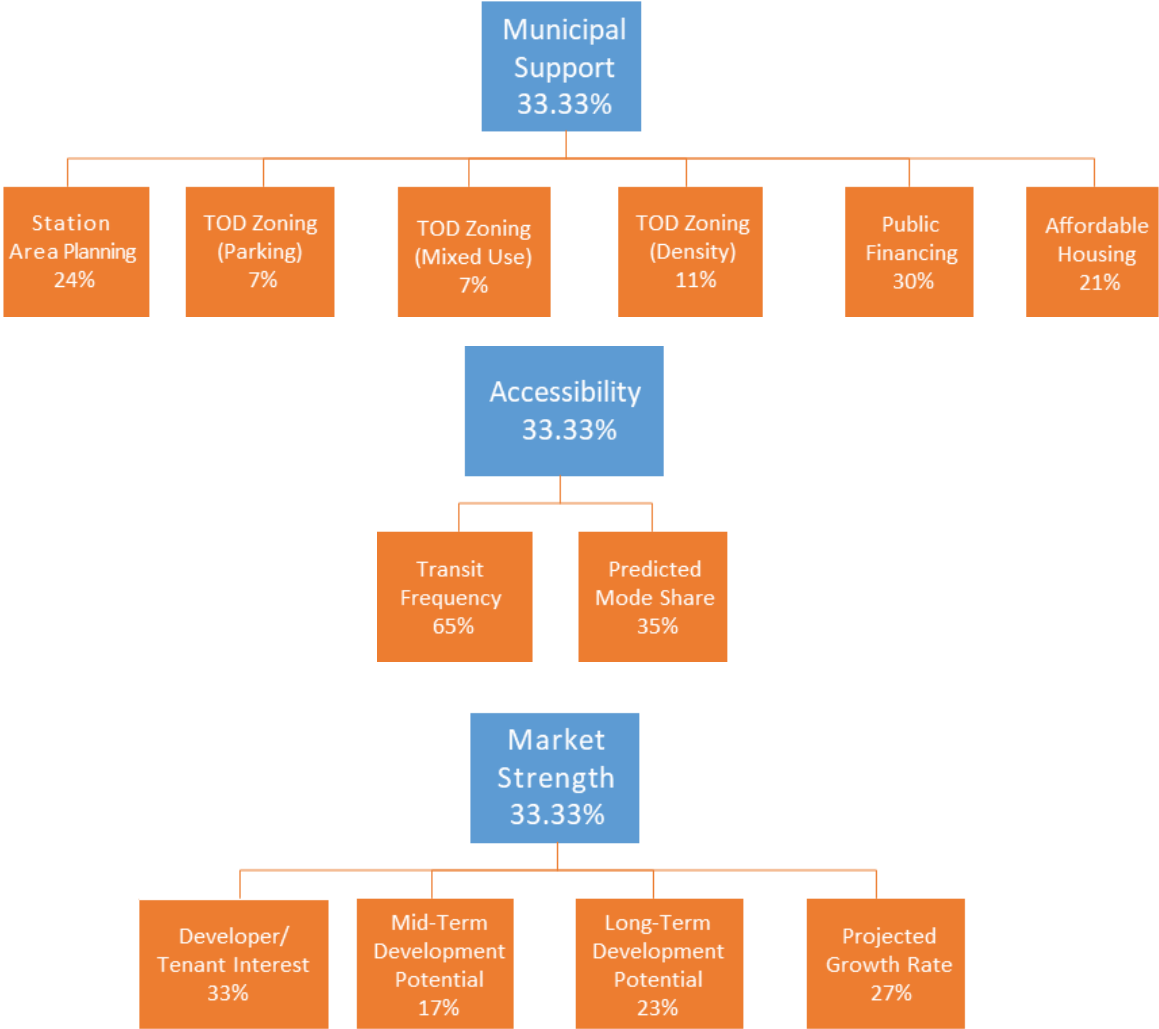
# Overall Site Ranking

Ranking	Station	Score	Station Area Plan	Affordable Housing Rank	Affordable Housing Score	UTA Land
1	Salt Lake Central/N Temple Station	59.8	Y	3	58.3	20.7 ac
2	Ogden Central	49.9	Y	1	61.9	12.4 ac
3	Clearfield Station	40.8	Y	5	48.0	55.5 ac
4	American Fork Station	40.6	Y*	14	39.7	2.2 ac
5	Orem Central Station	39.6	Y*	11	42.5	3.1 ac
6	Roy Station	39.5	Y*	10	44.7	15.0 ac
7	Murray Central Station	38.8	Y	2	58.8	6.0 ac
8	West Jordan City Center Station	38.7	Y	7	46.1	5.5 ac
9	Farmington Station	37.9	Y*	15	39.1	4.5 ac
10	Midvale Fort Union Station	35.5	Y	4	49.0	2.8 ac

\* Approved prior to current project



# Growth Opportunity



# Growth Opportunity Ranking

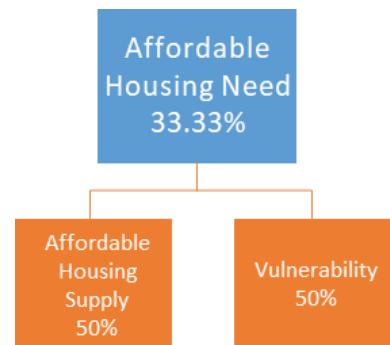
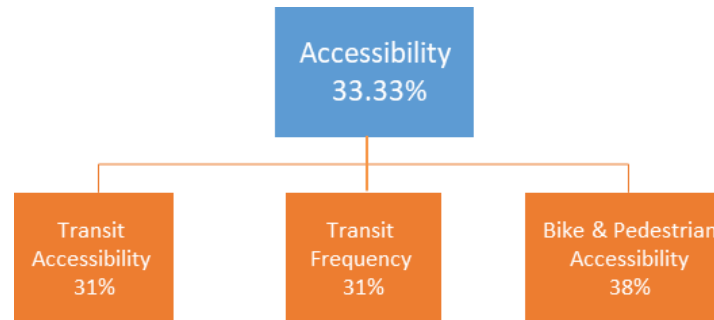
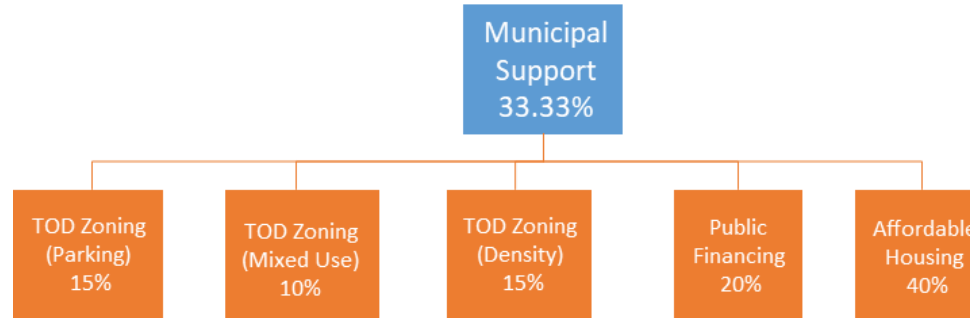
Ranking	Station	Score	Station Area Plan	Affordable Housing Rank	Affordable Housing Score	UTA Land
1	West Jordan City Center	43.1	Y	7	46.1	5.5 ac
2	American Fork Station	40.7	Y*	14	39.7	2.2 ac
3	Clearfield Station	39.4	Y	5	48.0	55.5 ac
4	Roy Station	35.8	Y*	10	44.7	15.0 ac
5	Historic Sandy Station	25.2	N	16	38.5	3.4 ac
6	Draper Town Center Station	24.6	N	17	37.5	5.9 ac
7	5651 W Old Bingham Hwy (West Jordan)	23.5	N	18	36.6	14.9 ac
8	Kimballs Lane Station (Draper)	22.4	N	19	35.2	2.9 ac
9	Lehi Station	21.9	N	13	41.7	6.7 ac
10	Fashion Place West	21.2	N	8	45.4	2.2 ac

\* Approved prior to current policy





# Affordable Housing



# Affordable Housing Ranking

Ranking	Station	Affordable Housing Score
1	Ogden Central	61.9
2	Murray Central	58.8
3	Salt Lake Central/ N Temple Station	58.0
4	Midvale Fort Union	49.0
5	Clearfield Station	48.0
6	1300 S Ballpark Station	46.9
7	West Jordan City Center Station	46.1
8	Fashion Place West	45.4
9	Midvale Center Station	45.2
10	Roy Station	44.7



# Selection Scenarios

- Overall TOD
- Growth Opportunity
- Affordable Housing
  
- Single category
- Multiple, weighted categories




# Next Steps

March 20	<ul style="list-style-type: none"><li>• Station Area Plans<ul style="list-style-type: none"><li>• Local Advisory Board review</li><li>• Board of Trustees review</li></ul></li><li>• System Analysis Tool<ul style="list-style-type: none"><li>• Board of Trustees discussion on results</li></ul></li></ul>
March 27	<ul style="list-style-type: none"><li>• TOD site selection – Board of Trustees</li></ul>
Future Steps (April – May*)	<ul style="list-style-type: none"><li>• Coordinate with selected cities</li><li>• Issue Requests for Proposal</li><li>• Review proposals</li><li>• Select development partners</li><li>• Execute Exclusive Negotiations Agreement</li></ul>

\* Timelines may take longer depending on complexity of selected sites

# Other Business

- a. Next meeting: March 27, 2019 at 9:00 a.m.



# Adjourn

